



GUIDELINES FOR THE PREPARATION OF A POSTER 2020

Please note the following guidelines if you are presenting your abstract in poster form. Part of this information has been condensed in the email you have received. Below is the full version of the guidance.

DEADLINE

Please email your poster no later than **Sunday 25th October 2020** to physiotherapyuk@csp.org.uk. The email's subject needs to be: Poster hall number – your specific poster booth number – your surname. You will have received these details in a separate email on Monday 7th September.

ABSTRACT

You can retrieve a copy of your submitted abstract here:

<https://physiotherapyuk2020.abstractserver.com/abstracts/#/>


If you have any trouble viewing your abstract please contact physiotherapyuk2020@abstractserver.com, for other queries regarding the conference please contact physiotherapyuk@csp.org.uk

DESIGN/SIZE


Please note that the specifications for the posters are:

Orientation: Landscape
Software: PowerPoint single slide
Ratio: 4:3
File format: .jpg or .png

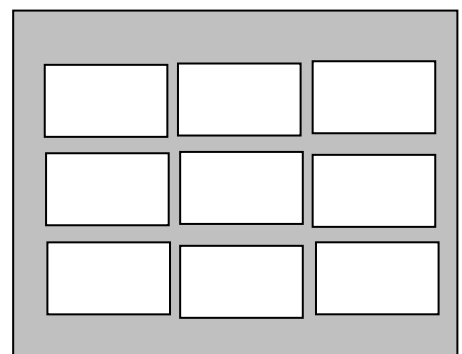
We cannot deviate from this format due to the virtual screen requirements.



X



✓



1. We suggest that you design your poster layout in the following sections:
 - Title, author, institutional address
 - Purpose
 - Methods
 - Results
 - Conclusions
 - Implications
2. Your poster should also include the following if applicable:
 - References, but try to keep them to a minimum.
 - Acknowledgments to contributors and funding organisations.
 - Ethics approval (if it was required, mentioning the appropriate committee/body that granted it).
 - Provide information about where/how you can be contacted on the poster
3. The poster/presentation is expected to communicate the same information as your submission, although it can be adapted for the presentation style e.g. adding charts/images/tables to posters and summarising key points.
4. All posters must be in English.
5. Text formatting. The title should be emphasised by the use of a bold type-face or similar lettering; it should be the same as title submitted on your abstract.
6. The use of colour makes the poster more effective and attractive as does breaking up the text with drawings and or photographs.
7. Animations and videos cannot be included in your poster.

AT THE CONFERENCE

Poster presenters are required to stand beside their posters in order to take questions from delegates, in the last half an hour during lunch on both 13 and 14 November. This will be 14:00 – 14:30 on the Friday and 13:15-13:45 on the Saturday.

Please note you **must book your place** in order for your Poster to be displayed.

POST CONFERENCE

Following the conference, your poster will be included in an Elsevier publication and CSP's Innovation database, unless you have specified otherwise.

QUERIES

If you have any queries about producing your poster, please contact check our FAQ page on physiotherapyuk.org.uk or otherwise email us at physiotherapyuk@csp.org.uk

RESOURCES

There are many resources available online that you can use to help you design your poster. The following provide design advice, however, please note all posters for display at Physiotherapy UK 2020 need to follow the guidance given in this document.

Council for AHP Research

[Preparing a Scientific Poster – Top Tips](#)

London School of Economics

<http://ti.lse.ac.uk/poster-design/>

<http://blogs.lse.ac.uk/impactofsocialsciences/2018/05/11/how-to-design-an-award-winning-conference-poster/>

University of Liverpool

<https://www.liverpool.ac.uk/media/livacuk/computingservices/printing/making-an-impact-with-your-poster.pdf>

New York University

<http://guides.nyu.edu/c.php?g=276826&p=1846154>

POSTER CHECKLIST

- Posters should be PowerPoint, 4:3 ratio and a jpg or png file format
- Is my poster a horizontal layout?

Posters which do not conform to these guidelines
may not be displayed.